

New GOV[®] members Registration

1-1 Register for GOV[®] members



Register for GOV[®] members at www.global-ok.com



The world leadership of **ORTHO-K**
角膜塑形術の世界領導者
オルソケラトロジーの世界的リーダー

Operation Manual download

Please use compatible browser ([firefox](#), [safari](#), [Chrome](#), [IE 9.0](#)) to enter website!

Click to
register

Sign in

E-mail:

Password:

Login from email [?](#)

By checking this box and click "sign in",
the system will send you an e-mail for
you to access your account without
password.

[Forget password](#)


SIGN IN

Registration and Verify not a Robot

Member registration

You have to verify e-mail before registration.

Email:



VERIFY EMAIL

Registration

Member registration / Submit your profile

Please complete the fields below.

Email	<input type="text" value="arthurtung0701@gmail.com"/>	
Username	<input type="text" value="First name"/>	<input type="text" value="Last name"/>
Password	<input type="text" value="Password"/>	<input type="text" value="Password confirmation"/>
Country / State	<input type="text" value="United States"/>	<input type="text" value="Alabama"/>
City	<input type="text" value="City"/>	
Address	<input type="text" value="post code"/>	<input type="text" value="Address"/>
Company	<input type="text" value="Company name"/>	
	(optional)	
Telephone	<input type="text" value="Telephone number"/>	<input type="text" value="Fax number"/>
	(optional)	
	<input type="button" value="Submit"/>	

Personal data & e-mail
is required for login

Remember your
password for further
login

Fill in at least one delivery address

The screenshot displays the GLOBAL-OK VISION website interface. At the top right, it shows the user is logged in as 'hi, test' with a 'Sign out' link and a country selector set to 'US'. The navigation menu includes 'Home', 'Order', 'Support', 'publication', and 'MEMBER'. The current page is the member registration page, indicated by the breadcrumb 'Global-ok.com >> member'. A modal dialog box is centered on the screen with the text 'You must enter at least one address' and a '確定' (Confirm) button. The background content is dimmed, showing a shopping cart with 0 items, a 'register successfully' link, and various forum and message statistics.

GLOBAL-OK VISION

hi, test [Sign out](#)
Country: US

Home Order Support publication **MEMBER**

Global-ok.com >> member

Total (0 item)
\$0
SHOPPING CART
CHECKOUT

[register successfully](#)

Member

TODAY FORUM NEW ARTICLES: 0

TODAY FORUM REPLY: 0

TODAY MESSAGE: 0

hello, Dear Dr.Chan...
Would you like to have a drink?
hello, Dear Dr.Chan...
hello, Dear Dr.Chan...

Input one address for starting orders

The screenshot shows the 'MEMBER' page of the Global-OK VISION website. The top navigation bar includes 'Home', 'Order', 'Support', 'publication', and 'MEMBER'. The user is logged in as 'hi, test' with a 'Sign out' link and a 'Country: US' dropdown menu. The main content area is titled 'Address book' and features an 'Address book list' table. The table has columns for 'Default', 'Country', 'State', 'City', 'Post code', and 'Address'. An 'Add new' button is located to the right of the table and is circled in red. On the left side of the page, there is a shopping cart summary showing 'Total (0 item)' for '\$0' and buttons for 'SHOPPING CART' and 'CHECKOUT'. Below the cart, there are links for 'VBD 2012 special', 'VBD 2012 orders (0)', 'History orders', 'Profile', and 'Change password'.

Default	Country	State	City	Post code	Address	
---------	---------	-------	------	-----------	---------	--

- Please click “Add New”

Set up the delivery address



Address book / Add new

Country	United States
State	Alabama
City	
Tel	
Fax	
Post code	
Address	
Set as default	<input type="checkbox"/>
SUBMIT	

- Input the address and click “Submit”
- You may check the box to set it default.

Successful registration with delivery address

The screenshot shows the member page of the GLOBAL-OK VISION website. The navigation bar includes links for Home, Order, Support, publication, and MEMBER (highlighted). The user is logged in as 'hi, test' with a 'Sign out' link and a country selector set to 'US'. The page displays a 'Total (0 item)' of '\$0' with 'SHOPPING CART' and 'CHECKOUT' buttons. A message 'operation successfully' is shown. The 'Address book' section contains an 'Address book list' table with one entry: United States, California, city, 11111, address. The table has 'Modify' and 'Remove' links for the entry. A sidebar on the left lists 'VBD 2012 special', 'VBD 2012 orders (0)', 'History orders', and 'Profile'. An 'Add new' button is located in the top right of the address book section.

GLOBAL-OK VISION

hi, test [Sign out](#)
Country: US

Home Order Support publication **MEMBER**

Global-ok.com >> member

Total (0 item)
\$0
SHOPPING CART
CHECKOUT

operation successfully

Address book

Address book list :

[Add new](#)

Default	Country	State	City	Post code	Address	
	United States	California	city	11111	address	Modify Remove

→ **VBD 2012 special**

→ **VBD 2012 orders (0)**

→ **History orders**

→ **Profile**

Wait for an Approval e-mail

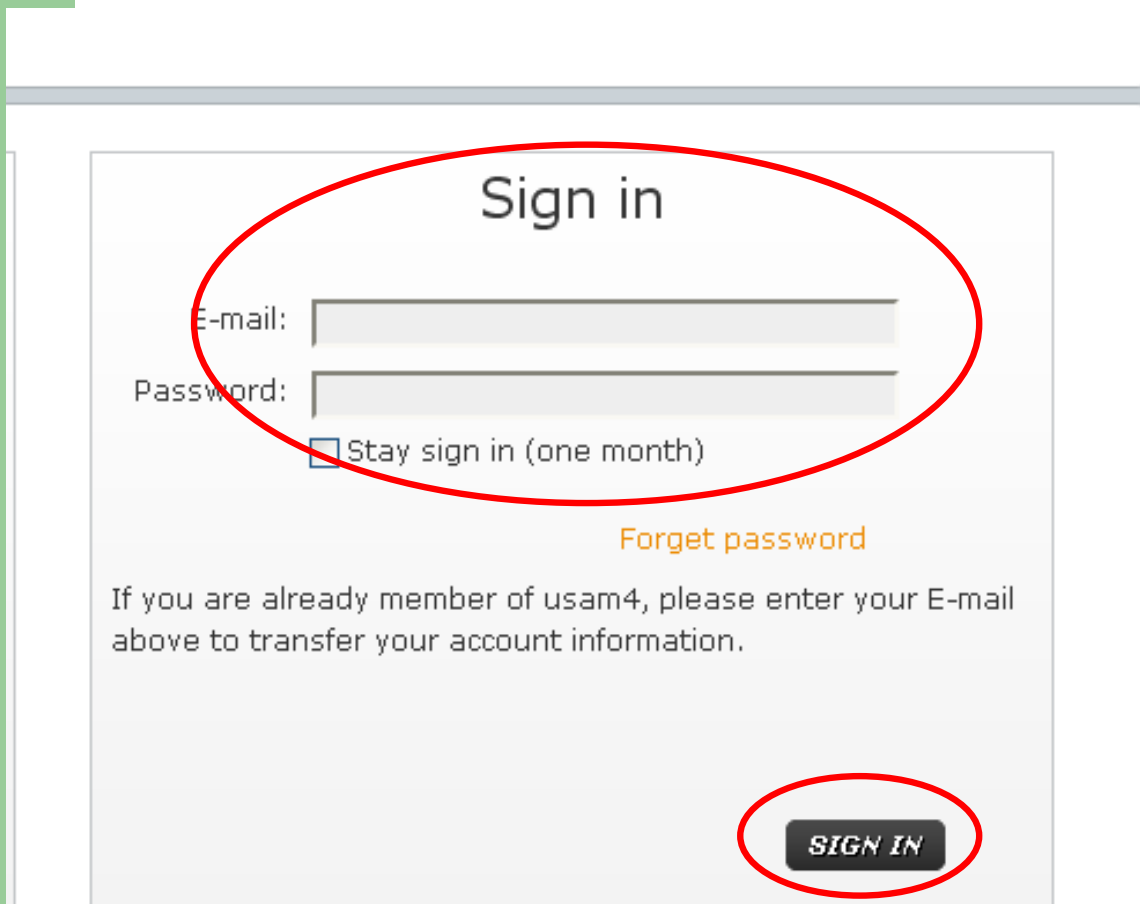
- An approval e-mail will be sent to your **e-mail box** within 1 or 2 working days after registration
- After that you may login for orders.
- To login, apply the e-mail address and password you used to create the account.
- You may “contact us” through the web mail for further assistance.

Member Login

Login & forget password



Login for web services



The image shows a 'Sign in' form with the following elements:

- Sign in** (title)
- E-mail:** [input field]
- Password:** [input field]
- Stay sign in (one month)
- [Forget password](#)
- If you are already member of usam4, please enter your E-mail above to transfer your account information.
- SIGN IN** (button)

Red circles highlight the 'E-mail' and 'Password' input fields, and the 'SIGN IN' button.

- E-mail address
- Password
(When you registered)
- Click “Sign In”

Forget Password?

Sign in

E-mail:

Password:

Stay sign in (one month)

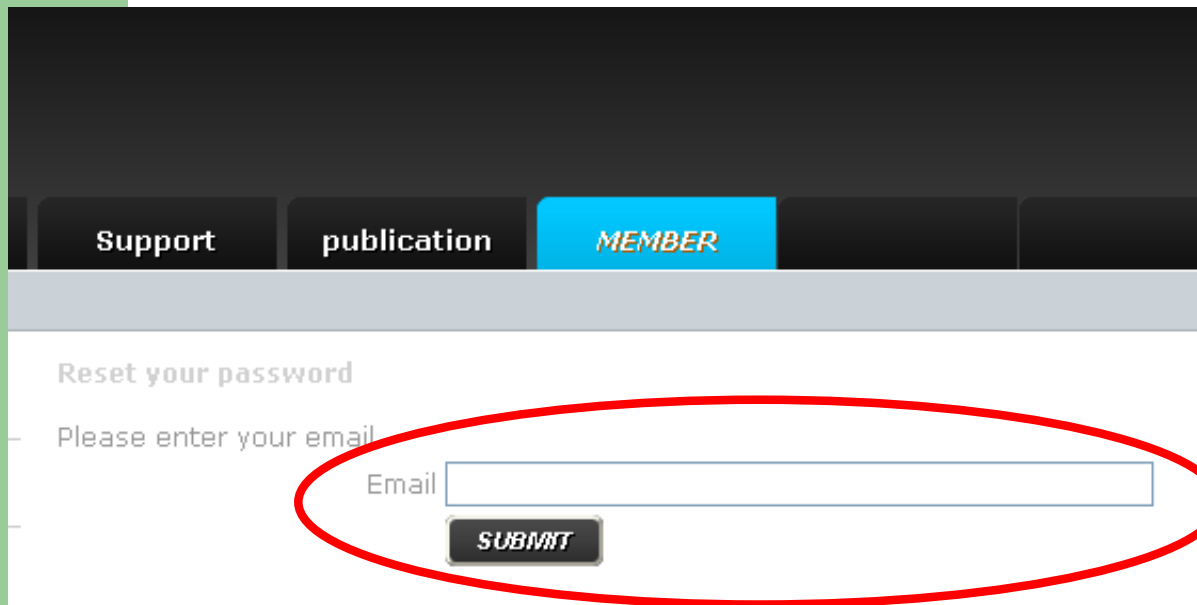
[Forget password](#)

If you are already member of usam4, please enter your E-mail above to transfer your account information.

SIGN IN

Click on:
“Forget password” to
get temporary password
from registered e-mail
box

Get Temporary Password



Support publication **MEMBER**

Reset your password

Please enter your email

Email

SUBMIT

- Input E-mail address you registered
- Click Submit
- You will get a link to login without password from the registered e-mail box

Modify Password

GLOBAL-OK VISION

Home Order Support publication **MEMBER**

Global-ok.com >> member

Total (0 item)
\$0
SHOPPING CART
CHECKOUT

Member

TODAY FORUM NEW ARTICLES: 0

→ VBD 2012 special

→ VBD 2012 orders (0)

→ History orders

Profile

→ **Change password**

→ Delivery address

TODAY MESSAGE: 0

hello, Dear Dr.Chan...
Would you like to have a drink?

hello, Dear Dr.Chan...
hello, Dear Dr.Chan...

- Login by your original password or the link
- Click on Change password icon
- Input any new password you prefer

Add more delivery addresses

Home Order Support publication **MEMBER**

Global-ok.com >> member

Total (3 item)
\$0
SHOPPING CART
CHECKOUT

→ VBD 2012 special

→ VBD 2012 orders (0)

→ History orders

→ Profile

→ Change password

→ **Delivery address**

Delivery address

Delivery address list:

Default	Country	State	Post code	Address	
	UNITED STATES		11111	test	Modify Remove

Add new

- Click “Add New” to add more delivery addresses

Add New delivery address



Address book / Add new

Country	<input type="text" value="United States"/>
State	<input type="text" value="Alabama"/>
City	<input type="text"/>
Tel	<input type="text"/>
Fax	<input type="text"/>
Post code	<input type="text"/>
Address	<input type="text"/>
Set as default	<input type="checkbox"/>
<input type="button" value="SUBMIT"/>	

- Input address and click “submit”

Set one of address as default



Address book / Add new

Country	<input type="text" value="United States"/>
State	<input type="text" value="Alabama"/>
City	<input type="text"/>
Tel	<input type="text"/>
Fax	<input type="text"/>
Post code	<input type="text"/>
Address	<input type="text"/>
Set as default	<input type="checkbox"/>


SUBMIT

- Checking “Set as default” so that the address will be applied automatically for order delivery.

Default Delivery Address

Support publication **MEMBER**

operation successfully

 Delivery address

Delivery address list:

[Add new](#)

Default	Country	State	Post code	Address	
	UNITED STATES		11111	test	Modify Remove
YES	UNITED STATES		22222	test2	Modify Remove